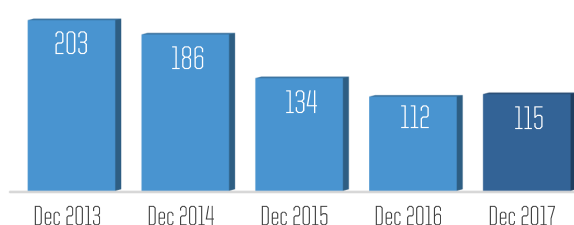


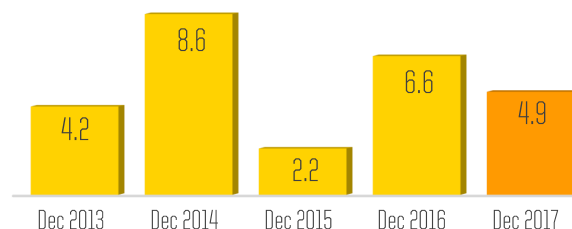
MONTHLY INSIGHTS: DECEMBER 2017

December

Number of international transfers

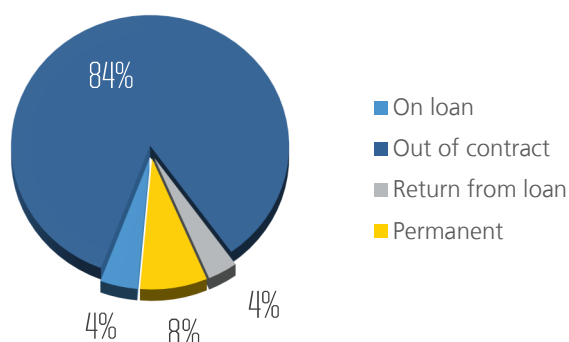


Spending on transfer fees (in USD million)



December 2017

Transfers by type¹



Top 5 transfer streams between confederations

From	To	Transfers
CAF	CAF	51
AFC	AFC	17
UEFA	UEFA	11
UEFA	CAF	8
UEFA	CONMEBOL	6

Top 5 associations by volume of transfers

Incoming	Transfers	Outgoing	Transfers
Senegal	12	Ghana	10
Niger	11	Nigeria	7
Brazil	10	Côte d'Ivoire	5
Ghana	8	Morocco	5
Mozambique	6	Thailand	5

Top 5 associations* by value of transfers

Spending	USD million	Receipts	USD million
Ghana	0.1	Nigeria	0.1
Mozambique	<0.1		

*Minimum two transfers with fees

Year-to-date (YTD): from 1 January to 31 December

Number of international transfers

Spending on transfer fees (in USD million)

Figures on 2017 global transfer activity will be available in the Global Transfer Market Report, coming soon!

¹ "Permanent" indicates an international permanent transfer with a transfer agreement between the two clubs

DISCLAIMER

General disclaimer

The information contained in this report is based on individual transaction data provided directly by football clubs in ITMS. FIFA assumes no responsibility for the accuracy, completeness and reliability of the information provided by the clubs.

All information contained herein is exclusively owned by FIFA except as otherwise provided herein. The reproduction of any such images, trademarks, text or any and all content (even partially) is strictly prohibited unless express prior approval is obtained from FIFA and/or the author of such works (as the case may be). Any views expressed in this report do not necessarily reflect those of FIFA.

Due to the nature of the ITMS database, the presence of pending transfers, the potential cancellation of transfers, and data correction, numbers may differ from one report to another. In the event of any contradiction between the content of this report and other publications by FIFA, the most recent shall always prevail.

With regards to technical references possibly included in the present report, please be advised that in the event of any contradiction between the contents of this report and the actual text of the relevant regulations, the latter shall always prevail. Equally, the contents of this report may not alter existing jurisprudence of the competent decision-making bodies and is without prejudice to any decision which the said bodies might be called upon to pass in the future.

Source of data

The source of all data and information (unless explicitly indicated differently) is:

FIFA - Fédération Internationale de Football Association
Zollikerstrasse 226, 8008 Zurich, Switzerland

Methodological approach

Data and analyses provided only concern international transfers of professional male football players within the scope of 11-a-side football.

Transfers are allocated to a certain date according to the date when they reach the status of "ITC request" in ITMS, irrespective of the date of their first entry.

Transfer data has been analysed for transfers completed between 1 January 2013 and 31 December 2017. All data has been extracted from ITMS on 4 January 2018.

All information on transfer fees and intermediary commissions is automatically converted into US dollars on the basis of conversion rates as of the day of the transfer's first registration in ITMS.

Numbers in the report are rounded.

Data protection

The data contained in ITMS and in this report is covered by Swiss data protection law. Those associations and clubs whose names appear in this report have expressly authorised FIFA to disclose information concerning their transfers for reporting purposes.